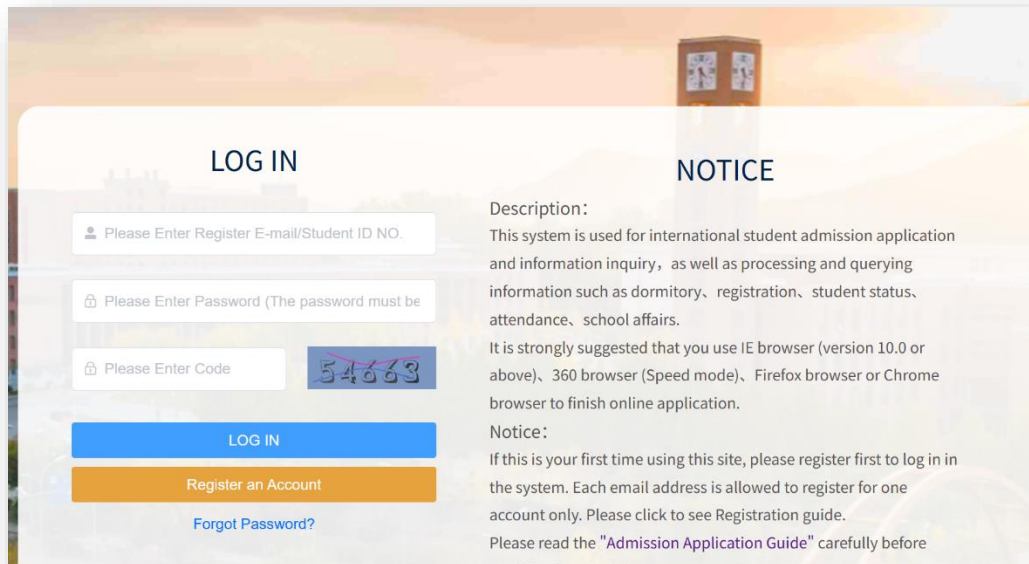
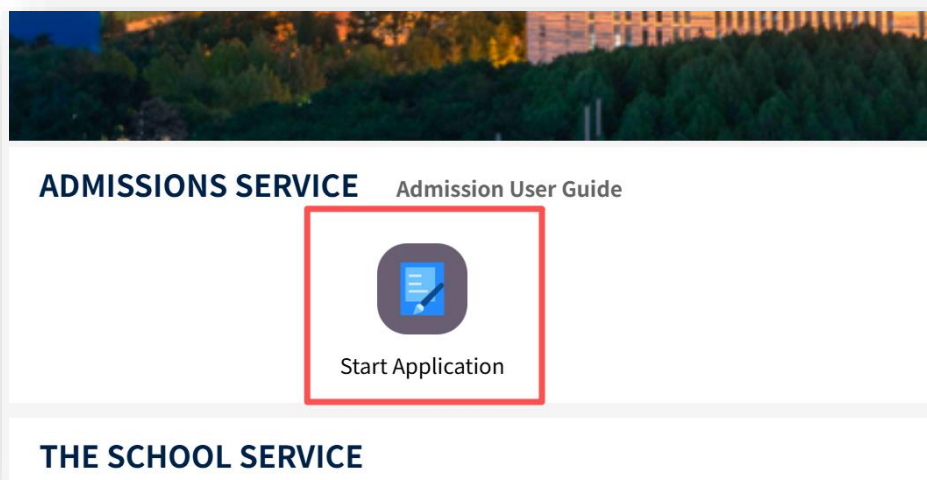


Guide for Application


1. Register an account and login to the system



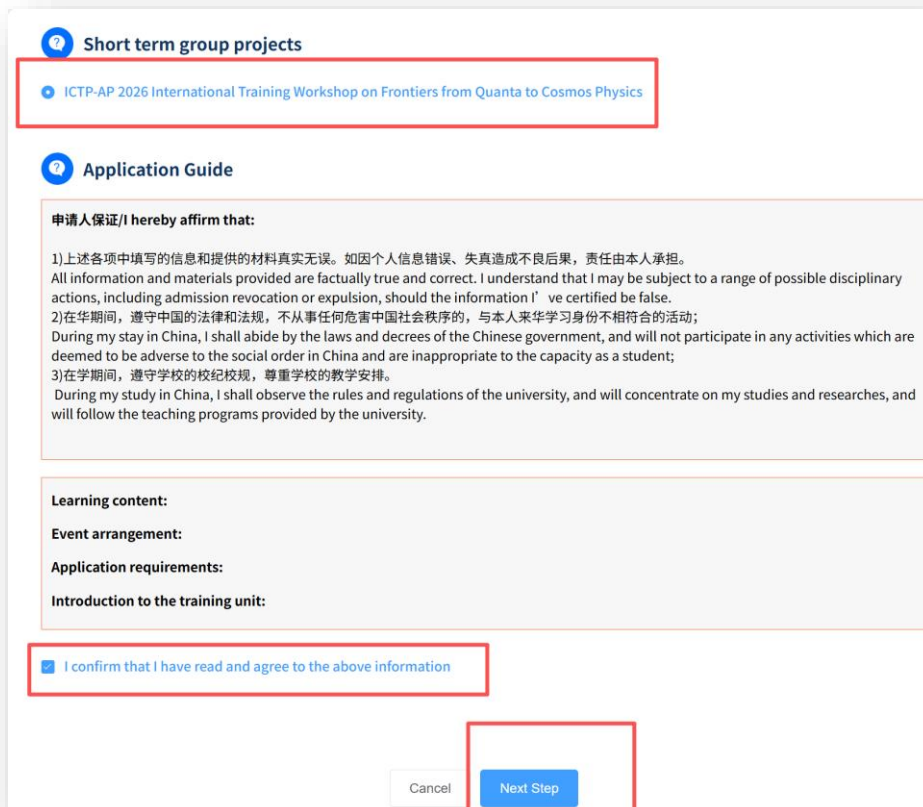
2. Select icon "Start Application"



3. Select “Summer school Program”



4. Choose the project and Click “Next Step” to start application.



5. Recommendation Letter


There are 2 options to submit your Recommendation Letter:

- a. Submit by yourself in the system
- b. The referee sends send the letter directly to our email: ictp-ap@ucas.ac.cn

6. Upload the required documents and then submit your application. Before submitting, make sure all the information you filled and all documents provided are correct and complete.

7. You can find your incomplete applications or the progress of submitted applications in the "Application Record" on the homepage.

Welcome to the
International Student Management System!


 Name:
Student ID NO.:
Passport NO.:

[Change Password](#)


PERSONAL INFORMATION

Application Record	Update Flight Tickets	Update Bank Card
Dormitory Reservation Record	Registration Record	Returning Record

ADMISSION


Start Application

THE SCHOOL


Student Affairs